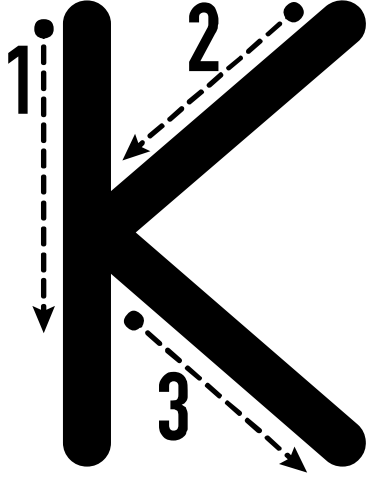
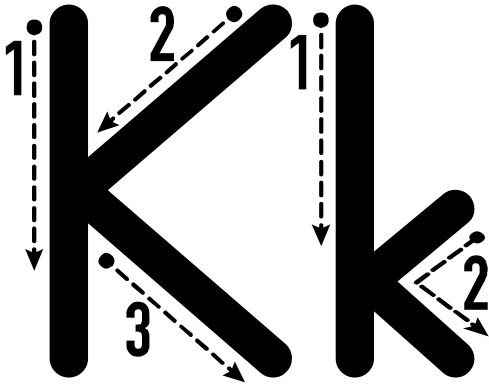



Handwriting practice lines for the letter 'k'. Each line consists of a yellow background with a dashed line for the letter 'k' to follow. The first line starts with a solid 'k' and is followed by 14 dashed 'k's. Each line is preceded by a small orange cat illustration.



Handwriting practice lines for the letter 'K'. Each line consists of a yellow background with a dashed line for the letter 'K' to trace. The first line starts with a solid 'K' and is followed by ten lines of dashed 'K's for tracing. Each line is decorated with a small orange cat illustration on the left side.



Handwriting practice section consisting of ten horizontal rows. Each row is divided into three horizontal bands: a top yellow band, a middle white band, and a bottom yellow band. The first row starts with a small orange cat icon on the left, followed by the letters 'kK' in solid black. The rest of the row contains pairs of dashed 'k' and 'K' for tracing. The following nine rows each start with a small orange cat icon and contain only dashed 'k' and 'K' for tracing.



Tracing practice for the number 8. The page contains ten horizontal rows. Each row is divided into two yellow horizontal bands. The first row starts with a solid black number 8, followed by a dashed number 8, and then eight dashed number 8s for tracing. Each row is decorated with a small orange cat illustration on the left side.